

SALITA

MODULAR ELEMENT



3 SEAT SOFA RIGHT ARM SECTION

ITEM CODE	SL 2130LR with Removable Cushions
WIDE	90"
DEEP	30"
HEIGHT	31"
SEAT HEIGHT	18"
ARM HEIGHT	25"
WEIGHT	134 lb

MATERIALS

Powder coated aluminum frame.

FINISHES

Please visit our website www.pavilionfurniture.com

ACCESSORIES

CV-SL 2130LR Protective Cover

WARRANTY

See our website www.pavilionfurniture.com

MAINTENANCE

See our website www.pavilionfurniture.com

Woven

All weather, UV-resistant synthetic woven in two colors



SAND



KONA

PAVILION[®]

305 823 3480
pavilionfurniture.com


SALITA




Salita offers an intimate place to welcome guests or enjoy a moment of quiet reflection.

Modular Planning Made Easy

The Salita collection provides a flexible system for creative space planning. One, two, and three-seat modules stand alone and can be joined together with corner, curved, table and chaise sections for a wide range of configurations. Each module comes with a set of durable, flexible nylon connectors that secure one seat frame to the next. The connectors require no tools to add or remove, giving users the opportunity to easily adapt a configuration. Additional connector sets are available to order.




Seat-to-seat connection



Seat-to-table connection


A Supportive Seat for Outdoor Gathering

Striking the balance between seated support and a plannable scale, Salita offers tailored comfort and durable outdoor performance. The contract-quality, high resilience foam is protected from the elements by a moisture-repellant layer that is both breathable and mold and mildew resistant. The removable upholstery covers are available in a large selection of high-performance fabrics. A fabric panel connects the seat and back as one easy-to-remove unit, which secures to the seat frame by sturdy loops with stainless steel snaps. The semi-detached accent pillow comes one per seat and features a soft, down-like fill for additional lumbar comfort. It stays in place by two hidden, stainless steel snaps between the seat and back cushions. Designers have the option to specify a different fabric on the accent pillow for visual interest.



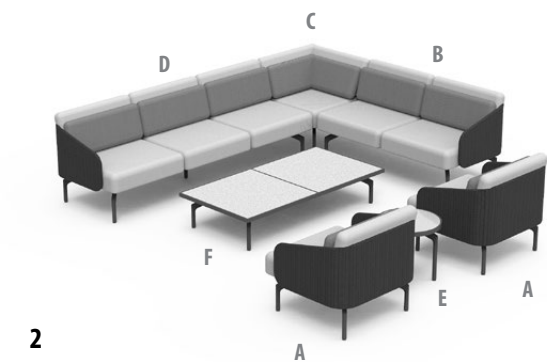
SALITA

SAMPLE CONFIGURATIONS




- A SL 2130LRT 2 Seat with Right Side Table
- B SL 2130LC 3 Seat Sofa Center Section
- C SL 2130LLT 2 Seat with Left Side Table
- D SL 1819-18 (3) Tall Side Table

1



- A SL 2100L (2) Lounge Chair
- B SL 2140LL 2 Seat Left Arm Section
- C SL 2170L Corner Section
- D SL 2130LR 3 Seat Sofa Right Arm Section
- E SL 1819-18 Tall Side Table
- F SL 3162-12 Coffee Table
- 51-11005 (4) Connector

2

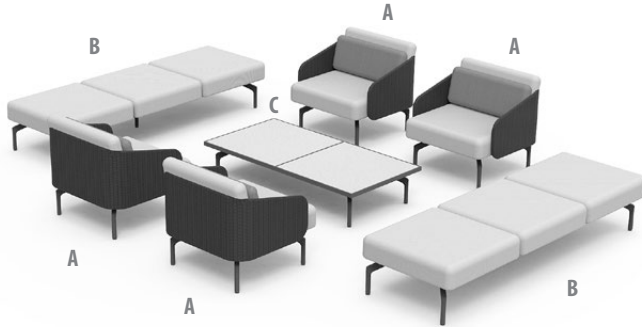


- A SL 2130LL 3 Seat Sofa Left Arm Section
- B SL 2190L Curved Section
- C SL 2130LR 3 Seat Sofa Right Arm Section
- D SL 1819-18 (5) Tall Side Table
- E SL 1837-12 (2) Coffee Table
- 51-11005 (4) Connector

3

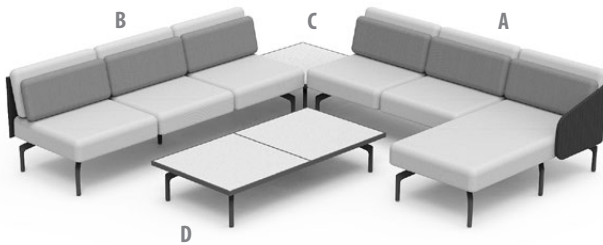
SALITA

SAMPLE CONFIGURATIONS




- A SL 2100L (4) Lounge Chair
- B SL 2130LB (2) 3 Seat Sofa Bench
- C SL 3162-12 Coffee Table

4



- A SL 2130-2890LL 3 Seat Sofa Left Chaise Lounge
- B SL 2130LC 3 Seat Sofa Center Section
- C SL 3131-12 Coffee Table
- D SL 3162-12 Coffee Table

5



- A SL 2130LL 3 Seat Sofa Left Arm Section
- B SL 2190L (2) Curved Section
- C SL 2130LR 3 Seat Sofa Right Arm Section
- D SL 3162-12 Coffee Table
- 51-11005 (6) Connector

6

PAVILION

305 823 3480
pavilionfurniture.com